



# Spec Sheet CONTROL 8

Master Control Unit for DVA Network Software



## Applications

- Live sound for rental application
- Portable PA, ballrooms, live theatre
- Fixed installations in clubs, theatres, house of worship and corporate A/V applications

## Features

- Hardware interface for RDNet devices with standard EIA RS-485
- Up to 8 subnet managed with max. 32 devices for each subnet (256 total devices)
- Network connections through RJ45-RJ45 CAT-5 cables or XLR-XLR balanced audio cables (as alternative to RJ-45)
- PC connection through Ethernet (remote) or USB (local) sockets
- DVA NETWORK software to manage in real-time parameters like output level, mute, equalization, delay, etc.

protocol especially developed to create a data network, which can remotely manage up to 256 compatible devices.

The CONTROL 8 manages up to 8 subnets. Each subnet handles up to 32 devices. So it is possible to control the maximum number of devices managed by this protocol (256) connected with RJ45-RJ45 cables or XLR-XLR balanced audio cables. The addressing of each device is automatically handled by the CONTROL 8 interface during the power-on procedure of the network.

The operation of the network is managed by DVA NETWORK application (for Windows® operating systems) and allows you to check the operating of each device connected to the network (VU-meter, temperatures, logistic status, etc.) and edit its parameters, output level, mute, equalization, delay, etc. The configuration of the entire network and each device can be saved as a single file in the PC or in a SD card and later recalled.

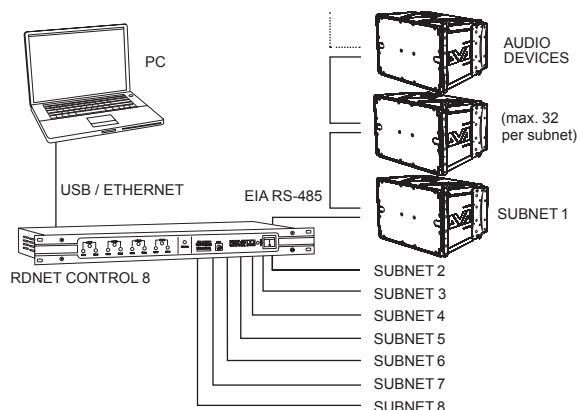
The RDNET is a “real-time” system, meaning that all information related to the functioning of each device is acquired in real-time, a function to constantly monitor all components of the sound system during performance.

## Description

CONTROL 8 is a hardware interface for connecting devices compatible with dBTechnologies RDNET system (e.g. DVA T12, DVA T8, DVA S30N, etc.) to a personal computer through an Ethernet or USB connection. The RDNET system uses a proprietary serial

The rear panel includes 8 pairs of RJ-45 / XLR connectors (one pairs for each subnet), an Ethernet port for connecting to the PC and a Powercon™ mains socket. On the front panel there is an SD card reader through which the user can store and recall any configuration file, and a USB port for direct connection to PC (only for short distance; in the case of long distance you'll better use the Ethernet port provided on the rear panel).

## Network setup



# CONTROL 8

## Technical Specifications

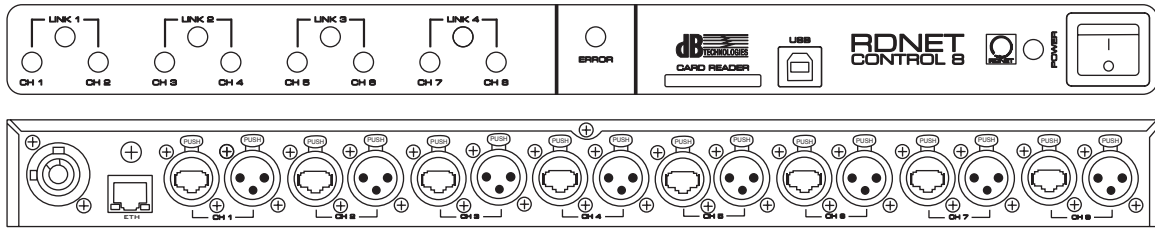
### Network specifications

Network		standard EIA RS-485 up to 8 managed subnet max. 32 devices connected to each subnet
RDNet connections		8x RJ 45 connectors (EtherCon) for CAT 5 cable 8x XLR socket (as alternative to RJ 45)
PC connection	local remote	USB (B type socket) Ethernet (RJ 45), alternative to USB
Power supply		operating voltage: 100 ÷ 240 V ac (full range), 50 - 60 Hz (automatic selection)
Consumption		< 15 W
Mains connector		Powercon™ (blue)

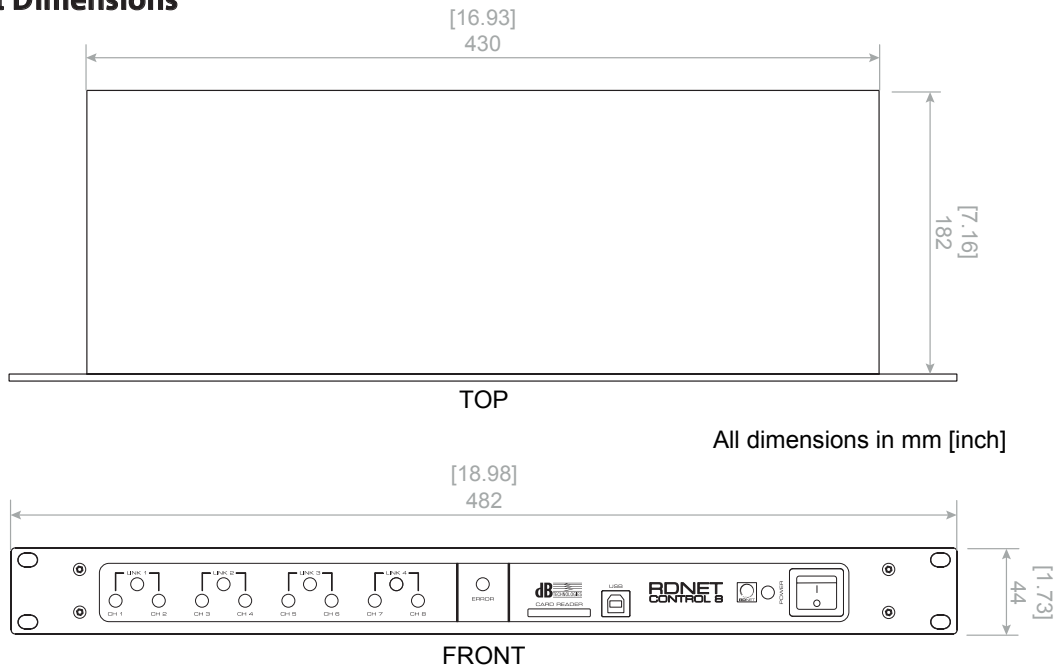
### Mechanics

Chassis material		pre-galvanized steel and painted
Dimensions (WxHxD)		482 x 44 x 182 mm (one 19" rack unit)
Net weight		2 kg - 4.4 lbs.

### Front & Rear Panel



### Overall Dimensions



[info@dbtechnologies.com](mailto:info@dbtechnologies.com) [www.dbtechnologies.com](http://www.dbtechnologies.com)

dBTechnologies products are continually improved. All specifications are therefore subject to change without notice.